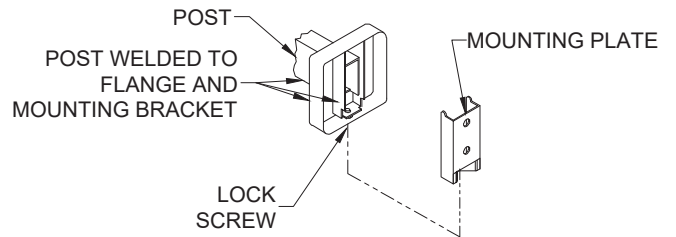
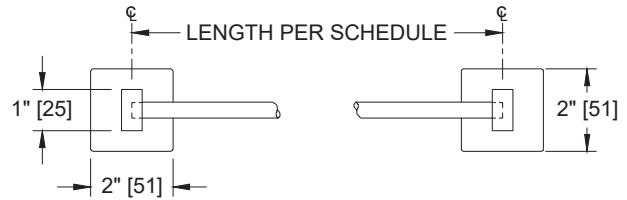
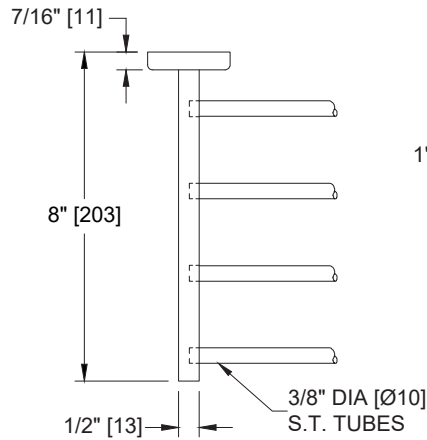


Towel Shelf – Surface Mounted, Bright Finish

Specialty Accessories

MasterFormat Section 10 28 13



NOTE:
ALL DIM'S INCH [MM]
ILLUSTRATION FOR REF ONLY AND NTS

Scan for Information



SUSTAINABILITY/LEED

MR 4.1 (1) MR 6 (1) EQ 4.2 (1)
MR 4.2 (1) EQ 4.1 (1) EQ 4.4 (1)

PRODUCT OVERVIEW

Fabricated of stainless steel alloy 18-8, type 304. Shelf posts shall be 1/2" x 1" [13 x 25] rectangular tubing with formed mounting flange and bracket welded on end. Cross tubes shall be 3/8" [10] diameter and shall be held in receiver holes in support posts. Bright finish. Variable lengths available: 7309-18B – 18" [247] length 7309-24B – 24" [610] length

KEY FEATURES & SPECIFICATIONS

- Type 304 Stainless Steel - Bright Finish
- Surface Mounted

OPERATION & MAINTENANCE

Stainless Steel washroom accessory products require regular surface cleaning, much the same as stainless steel sinks, pots and pans and eating utensils. As long as a regular cleaning schedule is followed, the best method is cleaning with a soft clean rag moistened with a mild detergent, followed by a water-moistened clean rag and then a dry rag. For a "new" look, surfaces can be wiped with lemon oil applied by a soft polishing cloth to maintain sheen. Stainless Steel should be protected against muriatic acid and caustic or abrasive materials, and harsh cleaning detergents with pH outside the range 7 ± 1.5 . In the event such agents cause discoloration, polishing with a stainless steel cleaner such as 3M Stainless Steel Cleaner & Polish and a soft cloth on bright or mirror finishes, or for satin finish surfaces the Stainless Steel cleaner and 3M Scotch Brite pad either blue (less aggressive) or green (more aggressive) is recommended.

TECHNICAL INFORMATION / PRODUCT PROPERTIES

Property	Value
Dimensions	4-1/4" [110] x 8" [203] D - Available in 18" [457] and 24" [610] Widths
Construction	Type 304 Stainless Steel - Bright Finish
Mounting	Surface Mounted
Capacity	

INSTALLATION

Surface mount unit on wall using #10 self-threading screws (by others) through holes provided in mounting plates into suitable prepared mountings (by others) or other suitable mounting hardware (by others) to suit wall conditions. Hang post and flange assemblies on mounting plates and tighten setscrews to lock unit to plates. For compliance with ICC/ANSI A-117.1-2003 and 2010 ADA Accessibility Standards install unit with top of shelf 48" [1219] maximum Above Finished Floor (AFF) if clear floor forward reach or if clear floor side reach access only is provided or 46" [1168] max AFF if side reach access over an obstruction (e.g. vanity) with reach depth greater than 10" [254] and less than 25" [635] is only provided or 44" [1118] max AFF if forward reach over an obstruction (e.g. commode) with reach depth greater than 20" [508] and less than 25" [635] is only provided. For general utility install shelf with centerline of mounting plates at 68" [1727] AFF.

ADDITIONAL INFORMATION

Size Options
 7309-B18: 18" [457] Length
 7309-B24: 24" [610] Length

WARRANTY

One (1) Year from date of Invoice