

Similar picture





Dimensions in mm




Properties

Removable hanging seat (USA) from Range 801

- design made from rails, seat and backrest elements
- with corrosion-protected steel core throughout
- functions as a removable seat in the shower area
- can be hung on the shower grab rail and grab bar (USA), rail diameter 1 5/16 inch (33 mm)
- 17 5/8 inch (448 mm) wide, 18 11/16 inch (475 mm) high, 19 1/8 inch (486 mm) deep
- seat area 17 5/8 inch (448 mm) wide, 13 15/16 inch (354 mm) deep
- seat elements 2 3/16 inch (55 mm) wide
- maximum loading capacity 330 lbs (150 kg)
- made from high-grade synthetic material in the HEWI colors 99 (pure white), 95 (stone grey), 92 (anthracite grey), 90 (jet black), 86 (sand), 84 (umber) and 33 (ruby red)

Colours / Surfaces

	99 (pure white)
	95 (stone grey)
	92 (anthracite grey)
	90 (jet black)

	86 (sand)
	84 (umber)
	33 (ruby red)