

Similar picture

Dimensions in mm

Properties





Bathtub folding seat (USA)




- design made from rails and seat elements
- functions as a secure seat in the bathtub
- can be folded up
- with corrosion-protected steel core throughout
- wall plate made from synthetic material with integrated steel core
- 15 1/4 inch (387 mm) wide and 29 1/8 inch (740 mm) deep
- seat elements 2 3/16 inch (55 mm) wide
- includes fixing material for mounting to cavity walls with wood backlining of two 2 inch x 12 inch laminate or hardwood boards connected with a 1/2 inch x 12 inch plywood board
- concealed fastening
- maximum loading capacity 450 lbs (204 kg)
- made from high-grade synthetic material in the HEWI colors 99 (pure white), 95 (stone gray), 92 (anthracite gray), 90 (jet black), 86 (sand), 84 (umber) and 33 (ruby red)
- meets the requirements of 2010 ADA standards and ICC/ANSI A117.1-2017

Certificates



Colours / Surfaces

	95 (stone grey)
	92 (anthracite grey)
	90 (jet black)
	86 (sand)

	84 (umber)
	33 (ruby red)
	99 (pure white)